

Lab Safety Scavenger Hunt

Name: _____







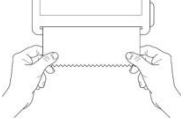
Instructions: Find as many mistakes/problems that are happening in the Laboratory image below. Place a small circle around the area chosen with a number that corresponds to the issue you're addressing below in the table.



1	9
2	10
3	11
4	12
5	13
6	14
7	15
8	16

Lab Safety Equipment

B. Walk around the room and find each item. Record Important information about each item.

Item	Details / Location / Purpose / Description
Safety Goggles	
Apron / Lab Coat	
Fire Extinguisher	
Eye Wash station	
Broken Glass Disposal	
First Aid kit	
Soap & Paper Towel	
Phone	